

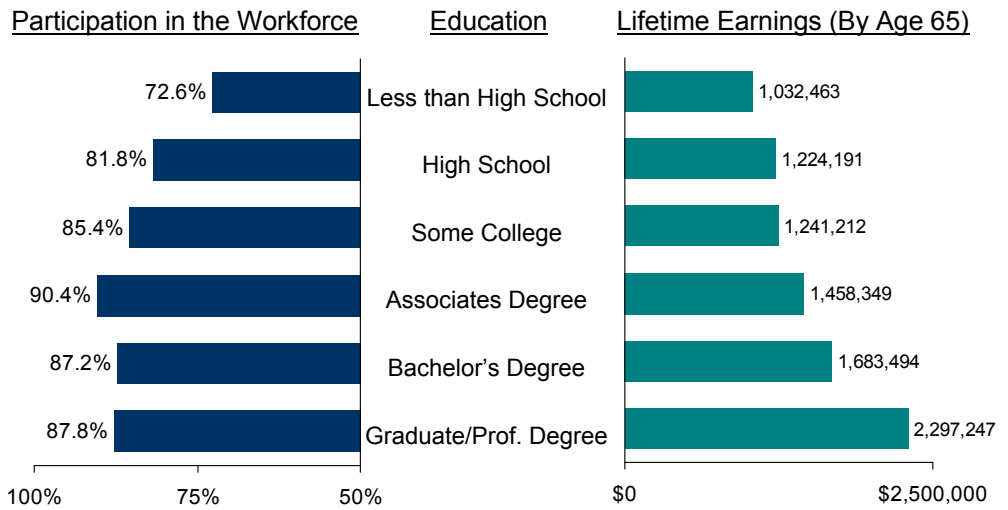


## How Does Education Pay Off for North Dakota?

### In North Dakota:

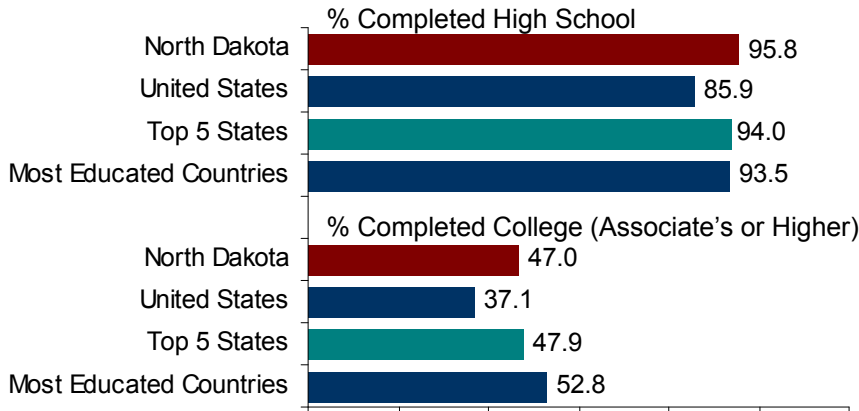
Working-age residents with college degrees are 20 percent more likely to participate in the workforce than those with less than a high school diploma.

And their earnings over a lifetime are more than one and a half times as much – a substantial personal benefit as well as a benefit to the state with respect to more taxable resources, fewer health problems, lower rates of crime, and greater levels of civic engagement.



## How Does North Dakota Measure Up?

### North Dakota's Young Adults Compared to the U.S. and Best Performing Countries (Age 25 to 34)



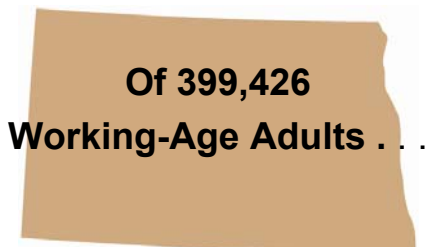
Note: The most educated countries in 2005 include Korea, Japan and Canada.

### In North Dakota:

A higher percentage of young adults have completed high school than the U.S. average, close to the completion rates of the top educated countries.

A higher percentage of young adults have earned college degrees than the U.S. average, approaching the completion rates of the most educated countries.

## The Challenge: North Dakota's Working-Age Adults (18 to 64) with No College Degree



- ... **250,051** have not completed college (associate's degrees or higher) — **62.6** percent of all working-age adults in North Dakota. Of these:
  - 25,597** have not completed high school (or equivalent)
  - 118,146** have completed just a high school diploma but have not entered college
  - 106,308** have completed some college but no degree
  - 1,254** speak little or no English
  - 43,546** are living in families whose combined incomes are less than a living wage (twice the level of poverty)



## How Well Does North Dakota Serve Adult Learners?

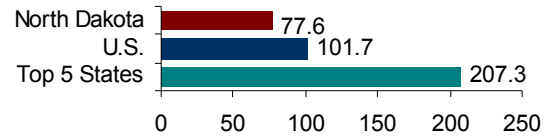
### Addressing Basic Skills in North Dakota:

State-administered adult education programs serve adults without a high school diploma at a lower rate than the U.S. average, and at a much lower rate than the top performing states.

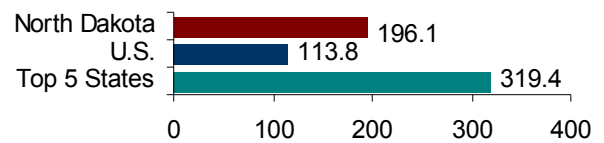
ESL programs serve the adult population lacking English proficiency at a higher rate than the U.S. average, along with other top performing states.

### Adults Served per 1,000 Adults Age 18-64:

#### Enrolled in State-Administered Adult Education Programs with Less than a High School Diploma

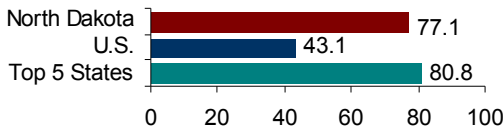


#### Enrolled in English as a Second Language Programs with Little or No English Proficiency

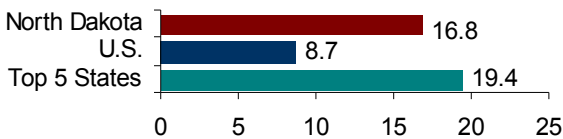


### GEDs Awarded per 1,000 Adults:

#### 18 to 24 Years Old with No High School Diploma



#### 25 to 44 Years Old with No High School Diploma



### Helping High School Dropouts in North Dakota:

Adult education providers award GEDs to young adults without a high school diploma at a higher rate than the U.S. average, along with other top state performers.

Compared with the younger age group, GEDs are awarded to older adults without a high school diploma at a much lower rate. State performance is higher than the U.S. average for this age group, along with other top state performers.

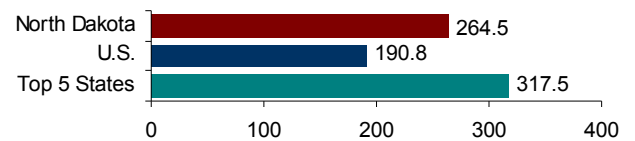
### Pursuing Higher Level Skills in North Dakota:

Postsecondary institutions serve young adults (25 to 39 year olds (who only have a high school diploma) at a higher rate than the U.S. average, along with other top state performers.

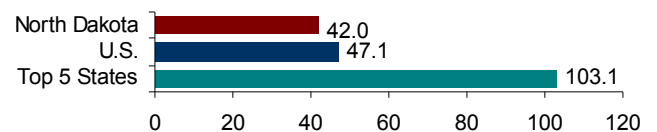
Institutions serve older adults (40 to 64 year olds with only a high school diploma) at a lower rate than the U.S. average.

### College Participation per 1,000 Adults:

#### Age 25-39 with Only a High School Diploma



#### Age 40-64 with Only a High School Diploma



For the full report and access to the detailed state-by-state data, visit [www.cael.org/adultlearninginfocus.htm](http://www.cael.org/adultlearninginfocus.htm)

### Produced by:

The Council for Adult and Experiential Learning (CAEL) and  
The National Center for Higher Education Management Systems (NCHEMS)  
With Support from Lumina Foundation for Education